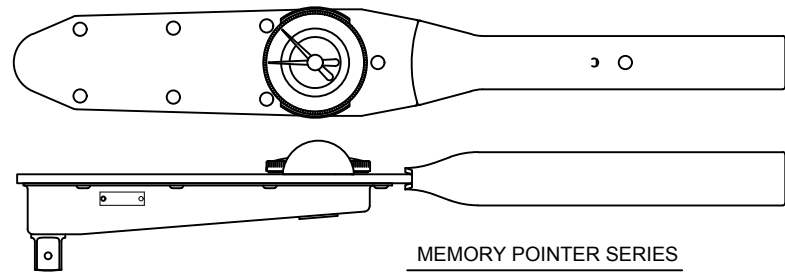
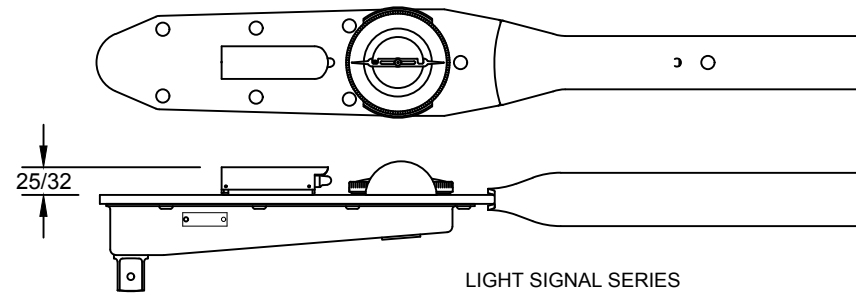


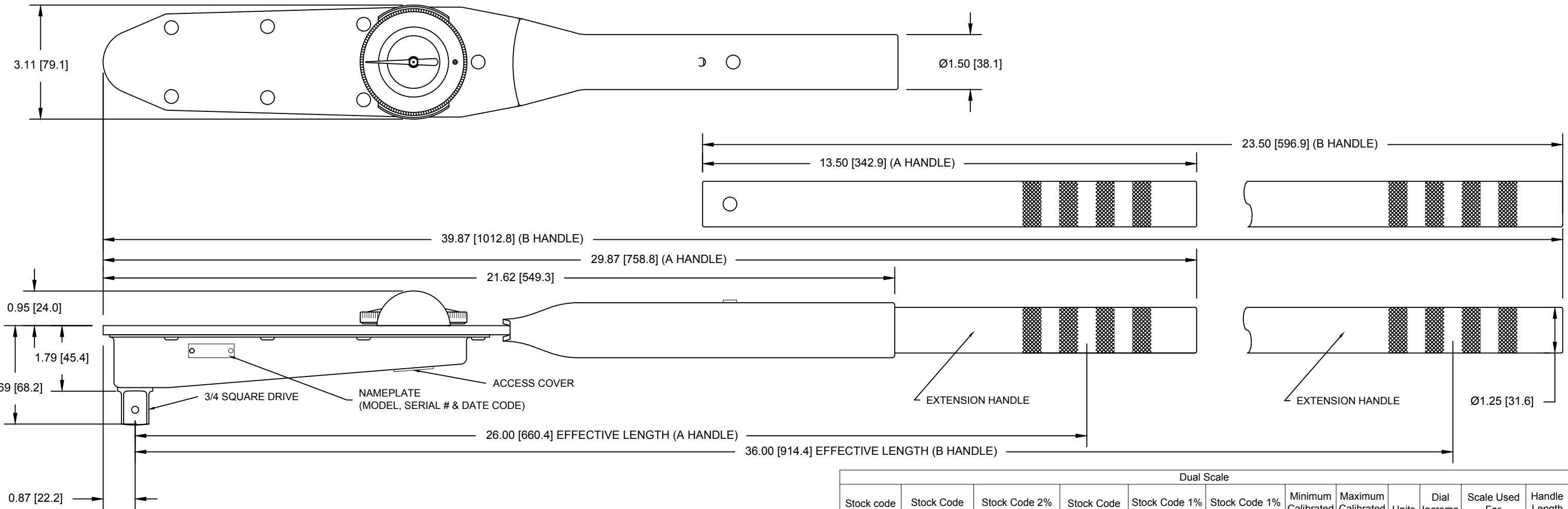
IMPORTANT NOTICE: ALL DIMENSIONS REFLECT ACTUAL GEOMETRY SIZE. DIMENSIONS MAY BE CARRIED OUT MORE DECIMAL PLACES THAN SHOWN PREVIOUSLY.



MEMORY POINTER SERIES



LIGHT SIGNAL SERIES



ALL 2% AND 1% MODELS MEET STATED ACCURACY OF READING FROM 20% OF FULL SCALE TO FULL SCALE.

SPECIFICATIONS
 Weight: 6.57 LBS. (350 LB.FT.),
 7.60 LBS. (600 LB.FT.)
 (W/PLASTIC CASE): 8.95 LBS.(350 LB.FT.),
 9.98 LBS.(600 LB.FT.)
 (W/LIGHT SIGNAL OPTION): ADD .17 LBS.
 FINISH: NICKEL CHROME

LIGHT SIGNAL OPTION ONLY
 REPLACEMENT BULB: 37TQP
 REPLACEMENT BATTERY: 36TQP (AA)

MEETS OR EXCEEDS THE FOLLOWING SPECIFICATIONS:GGG-W-686C, ANSI B107.14M

Single Scale										
Stock code 2%	Stock Code 2% Lighted	Stock Code 2% Memory Pointer	Stock Code 1%	m	Stock Code 1% Memory Pointer	Minimum Calibrated Reading	Maximum Calibrated Reading	Units	Dial Increment	Handle Length (A or B)
D4F250F	D4F250FL	D4F250FM	D4F250FP	D4F250FLP	D4F250FMP	50	250	lb.ft.	5 lb.ft.	A
D4F300F	D4F300FL	D4F300FM	D4F300FP	D4F300FLP	D4F300FMP	60	300	lb.ft.	5 lb.ft.	A
D4F350F	D4F350FL	D4F350FM	D4F350FP	D4F350FLP	D4F350FMP	70	350	lb.ft.	5 lb.ft.	A
D4F420F	D4F420FL	D4F420FM	D4F420FP	D4F420FLP	D4F420FMP	85	420	lb.ft.	5 lb.ft.	B
D4F500F	D4F500FL	D4F500FM	D4F500FP	D4F500FLP	D4F500FMP	100	500	lb.ft.	10 lb.ft.	B
D4F500N	D4F500NL	D4F500NM	D4F500NP	D4F500NLP	D4F500NMP	100	500	N.m.	5 N.m.	B
D4F600F	D4F600FL	D4F600FM	D4F600FP	D4F600FLP	D4F600FMP	120	600	lb.ft.	10 lb.ft.	B
D4F800N	D4F800NL	D4F800NM	D4F800NP	D4F800NLP	D4F800NMP	160	800	N.m.	20 N.m.	B
D4F4200H	D4F4200HL	D4F4200HM	D4F4200HP	D4F4200HLP	D4F4200HMP	850	4200	lb.in.	50 lb.in.	B

Dual Scale											
Stock code 2%	Stock Code 2% Lighted	Stock Code 2% Memory Pointer	Stock Code 1%	Stock Code 1% Lighted	Stock Code 1% Memory Pointer	Minimum Calibrated Reading	Maximum Calibrated Reading	Units	Dial Increment	Scale Used For Calibration	Handle Length (A or B)
D4F250CFM	D4F250CFML	D4F250CFMM	D4F250CFMP	D4F250CFMLP	D4F250CFMMP	50	250	lb.ft.	10 lb.ft.		A
D4F300CFM	D4F300CFML	D4F300CFMM	D4F300CFMP	D4F300CFMLP	D4F300CFMMP	60	300	lb.ft.	10 lb.ft.	X	A
D4F350CFM	D4F350CFML	D4F350CFMM	D4F350CFMP	D4F350CFMLP	D4F350CFMMP	70	350	lb.ft.	10 lb.ft.		A
D4F350CFN	D4F350CFNL	D4F350CFNM	D4F350CFNP	D4F350CFNLP	D4F350CFNMP	70	350	lb.ft.	10 lb.ft.	X	A
D4F600CFM	D4F600CFML	D4F600CFMM	D4F600CFMP	D4F600CFMLP	D4F600CFMMP	120	600	lb.ft.	20 lb.ft.		B
D4F600CFN	D4F600CFNL	D4F600CFNM	D4F600CFNP	D4F600CFNLP	D4F600CFNMP	120	600	lb.ft.	20 lb.ft.	X	B
D4F600CFM	D4F600CFML	D4F600CFMM	D4F600CFMP	D4F600CFMLP	D4F600CFMMP	160	800	kg.m.	2 kg.m.	X	B
D4F600CFN	D4F600CFNL	D4F600CFNM	D4F600CFNP	D4F600CFNLP	D4F600CFNMP	160	800	N.m.	20 N.m.	X	B



1846 Miner Street
 P.O. Box 1306
 Des Plaines, IL 60017
 Phone: 847-824-4194
 Fax: 847-824-7629
 www.torqwrench.com

THE DATA, DRAWINGS, AND INFORMATION CONTAINED ON THIS DOCUMENT IS CONFIDENTIAL AND THE SOLE PROPERTY OF PRECISION INSTRUMENTS AND MAY NOT BE REPRODUCED, USED, OR DISCLOSED WITHOUT PRIOR WRITTEN PERMISSION OF AN OFFICER OF PRECISION INSTRUMENTS.

Scale -
 By L. Cook
 Date 6/2/20

Customer Print

DESCRIPTION
 D1 (3/4" SQ.DR.) DIAL TYPE
 TORQUE WRENCH

PART NUMBER
 D4F SERIES