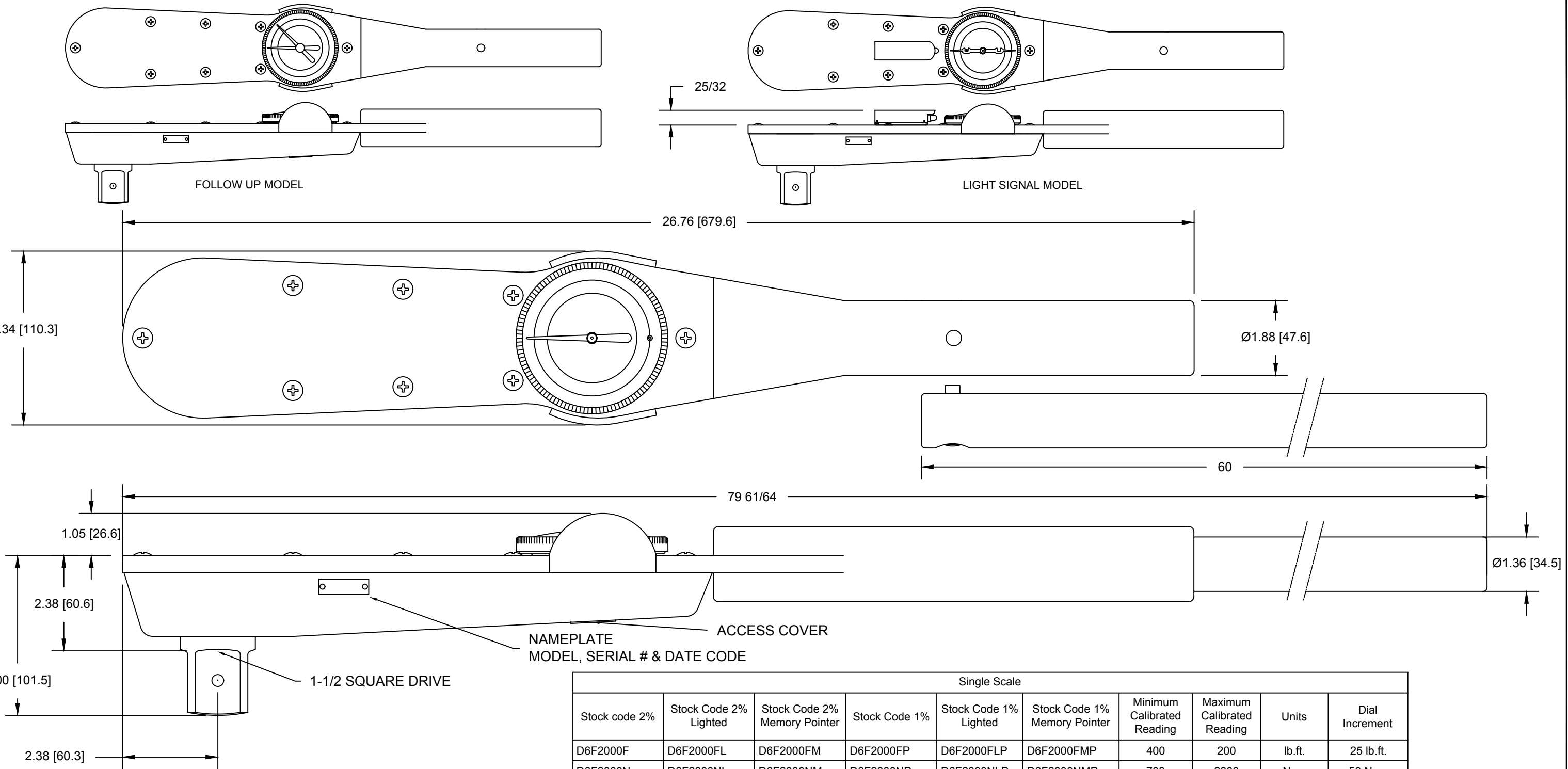


IMPORTANT NOTICE: ALL DIMENSIONS REFLECT ACTUAL GEOMETRY SIZE. DIMENSIONS MAY BE CARRIED OUT MORE DECIMAL PLACES THAN SHOWN PREVIOUSLY.



ALL 2% AND 1% MODELS MEET STATED ACCURACY OF READING FROM 20% OF FULL SCALE TO FULL SCALE.

**SPECIFICATIONS**  
 Weight: 41 LBS.  
 (W/WOOD CASE): LBS.  
 (W/LIGHT SIGNAL OPTION): ADD .17 LBS.  
 FINISH: NICKEL CHROME

LIGHT SIGNAL OPTION ONLY  
 REPLACEMENT BULB: 37TQP  
 REPLACEMENT BATTERY: 36TQP (AA)

MEETS OR EXCEEDS THE FOLLOWING SPECIFICATIONS  
 GGG-W-686C, ANSI B107.14M

Single Scale									
Stock code 2%	Stock Code 2% Lighted	Stock Code 2% Memory Pointer	Stock Code 1%	Stock Code 1% Lighted	Stock Code 1% Memory Pointer	Minimum Calibrated Reading	Maximum Calibrated Reading	Units	Dial Increment
D6F2000F	D6F2000FL	D6F2000FM	D6F2000FP	D6F2000FLP	D6F2000FMP	400	200	lb.ft.	25 lb.ft.
D6F2800N	D6F2800NL	D6F2800NM	D6F2800NP	D6F2800NLP	D6F2800NMP	700	2800	N.m.	50 N.m.

Combo Dial										
Stock code 2%	Stock Code 2% Lighted	Stock Code 2% Memory Pointer	Stock Code 1%	Stock Code 1% Lighted	Stock Code 1% Memory Pointer	Minimum Calibrated Reading	Maximum Calibrated Reading	Units	Dial Increment	Scale Used For Calibration
D6F2000CFM	D6F2000CFML	D6F2000CFMM	D6F2000CFMP	D6F2000CFMLP	D6F2000CFMMP	400	2000	lb.ft.	50 lb.ft.	
						50	250	kg.m.	5 kg.m.	X
D6F2000CFN	D6F2000CFNL	D6F2000CFNM	D6F2000CFNP	D6F2000CFNLP	D6F2000CFNMP	400	2000	lb.ft.	50 lb.ft.	
						540	2700	N.m.	50 N.m.	X



1846 Miner Street  
 P.O. Box 1306  
 Des Plaines, IL 60017  
 Phone: 847-824-4194  
 Fax: 847-824-7629  
 www.torqwrench.com

THE DATA, DRAWINGS, AND INFORMATION CONTAINED ON THIS DOCUMENT IS CONFIDENTIAL AND THE SOLE PROPERTY OF PRECISION INSTRUMENTS AND MAY NOT BE REPRODUCED, USED, OR DISCLOSED WITHOUT PRIOR WRITTEN PERMISSION OF AN OFFICER OF PRECISION INSTRUMENTS.

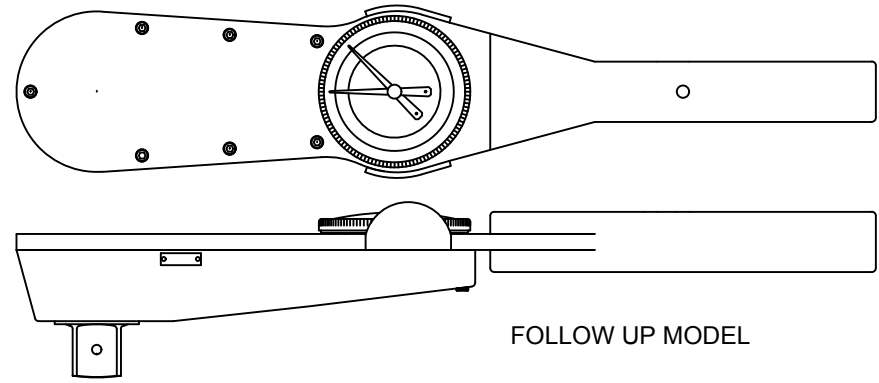
Scale 1x  
 By L. Cook  
 Date 7/23/20

**Customer Print**

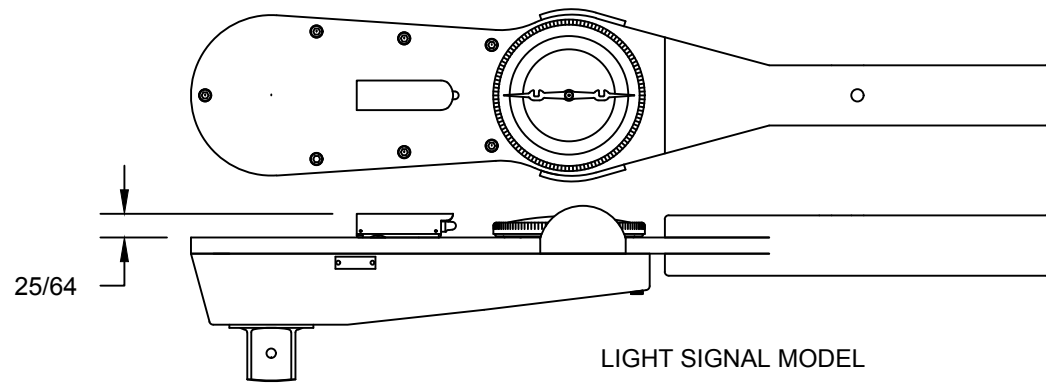
DESCRIPTION  
 D6 (1-1/2"SQ.DR.) DIAL TYPE  
 TORQUE WRENCH

PART NUMBER  
 D6F SERIES ( 1 OF 2 )

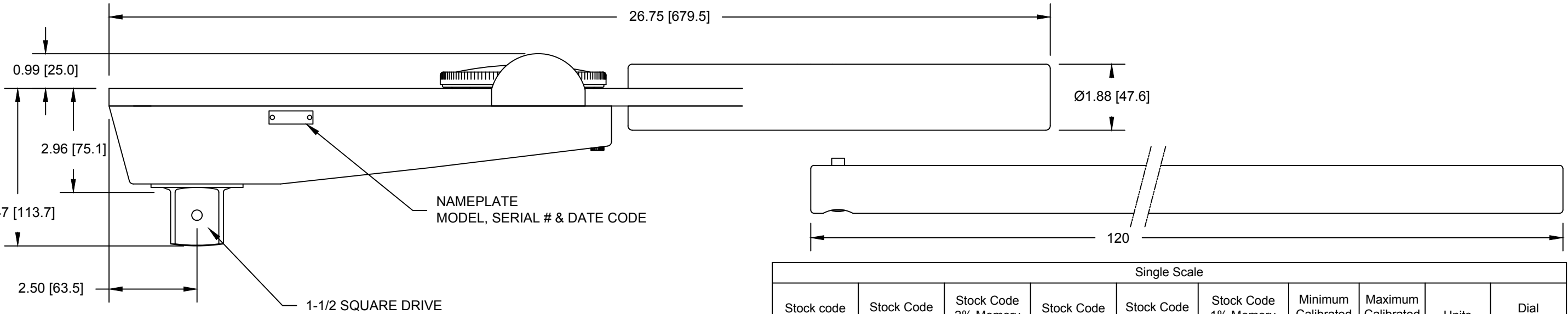
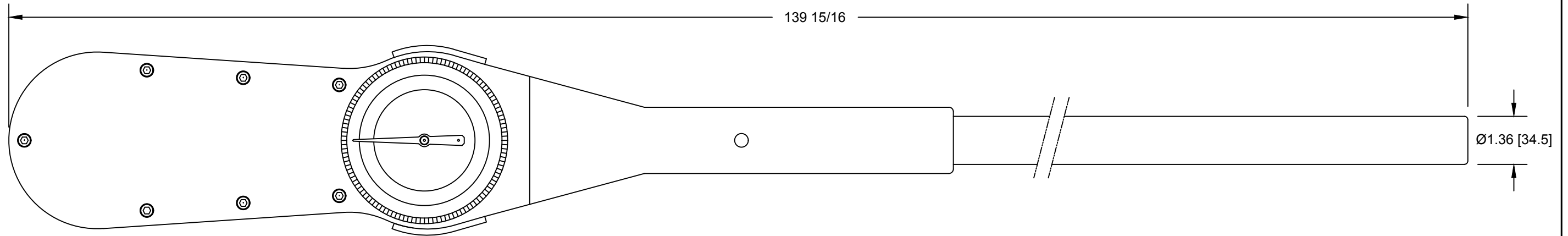
IMPORTANT NOTICE: ALL DIMENSIONS REFLECT ACTUAL GEOMETRY SIZE. DIMENSIONS MAY BE CARRIED OUT MORE DECIMAL PLACES THAN SHOWN PREVIOUSLY.



FOLLOW UP MODEL



LIGHT SIGNAL MODEL



Single Scale									
Stock code 2%	Stock Code 2% Lighted	Stock Code 2% Memory Pointer	Stock Code 1%	Stock Code 1% Lighted	Stock Code 1% Memory Pointer	Minimum Calibrated Reading	Maximum Calibrated Reading	Units	Dial Increment
D6F3000F	D6F3000FL	D6F3000FM	D6F3000FP	D6F3000FLP	D6F3000FMP	600	3000	lb.ft.	50 lb.ft.
D6F4000NL	D6F4000NL	D6F4000NM	D6F4000NP	D6F4000NLP	D6F4000NMP	800	4000	N.m.	100 N.m.

ALL 2% AND 1% MODELS MEET STATED ACCURACY OF READING FROM 20% OF FULL SCALE TO FULL SCALE.

**SPECIFICATIONS**  
 Weight: 41 LBS.  
 (W/WOOD CASE): LBS.  
 (W/LIGHT SIGNAL OPTION): ADD .17 LBS.  
 FINISH: NICKEL CHROME

**LIGHT SIGNAL OPTION ONLY**  
 REPLACEMENT BULB: 37TQP  
 REPLACEMENT BATTERY: 36TQP (AA)

MEETS OR EXCEEDS THE FOLLOWING SPECIFICATIONS:GGG-W-686C, ANSI B107.14M

Combo Dial										
Stock code 2%	Stock Code 2% Lighted	Stock Code 2% Memory Pointer	Stock Code 1%	Stock Code 1% Lighted	Stock Code 1% Memory Pointer	Minimum Calibrated Reading	Maximum Calibrated Reading	Units	Dial Increment	Scale Used For Calibration
D6F3000CFM	D6F3000CFML	D6F3000CFMM	D6F3000CFMP	D6F3000CFMLP	D6F3000CFMMP	600	3000	lb.ft.	50 lb.ft.	
						80	400	kg.m.	5 kg.m.	X

	1846 Miner Street P.O.Box 1306 Des Plaines, IL 60017 Phone: 847-824-4194 Fax: 847-824-7629 www.torqwrench.com	THE DATA, DRAWINGS, AND INFORMATION CONTAINED ON THIS DOCUMENT IS CONFIDENTIAL AND THE SOLE PROPERTY OF PRECISION INSTRUMENTS AND MAY NOT BE REPRODUCED, USED, OR DISCLOSED WITHOUT PRIOR WRITTEN PERMISSION OF AN OFFICER OF PRECISION INSTRUMENTS.	Scale -	<b>Customer Print</b> DESCRIPTION D6 (1-1/2"SQ.DR.) DIAL TYPE TORQUE WRENCH		PART NUMBER D6F SERIES ( 2 OF 2 )	
			By L. Cook Date 7/23/20				